


# in.k155

in.tune wired remote control



Specifications & installation  
User instructions



Giving full control  
to wet fingers!



*Aeware* **3**<sup>TM</sup>  
Advanced electronics. Water resistant.

# TSC-55 AEWARE AUDIO KEYPAD

## Warnings:


---

FAILURE TO COMPLY WITH THE FOLLOWING WARNINGS MAY SIGNIFICANTLY SHORTEN THE PRODUCT'S LIFE TIME, AND LEAD TO FAILURES AS WELL AS HAZARDOUS CONDITIONS\*. COMMON SENSE MUST ALWAYS PREVAIL WHEN EVALUATING THE INSTALLATION AND/OR USE OF ANY ELECTRONIC CONTROL IN A FINAL APPLICATION.

- The maximum ambient conditions this PRODUCT is subjected to (temperature, humidity, etc.) are not to be exceeded.
  - This PRODUCT must be installed by a qualified personnel.
  - Only qualified personnel are to service this PRODUCT. There are no user serviceable parts inside.
  - This PRODUCT is only compatible with Aeware's in.tune products.
  - This PRODUCT should be installed on a clean flat surface.
  - The gasket on the back of the unit will prevent water infiltration inside, behind the mounted surface. If the gasket is damaged, the user must seal the back of the unit with silicone to avoid any leakage behind the mounted surface.
- \* HAZARDOUS CONDITION: A condition that is potentially damaging and/or dangerous to its operator or surroundings. This includes, but is not limited to: fire, flooding or other water damage, dielectric breakdowns (presence of high voltage), etc.

## User Instructions:

---



**Power:**

Press Power to turn system on or off.



**Source:**

Pressing SRC will allow you to select a source between the following (in order): Tuner, CD, Aux.



**Band:**

Press Band to select between FM1, FM2, FM3, AM1, AM2 and WB (weather band).



**Fader:**

Successive presses on <img alt="speaker icon with left and right arrows" data-bbox="103 743 177 793"/> will allow you to select from one of the following adjustments:  
FAD-FRONT: Front speaker only.  
FAD-REAR: Rear speaker only.  
FAD-ALL: Front and rear speakers.




**Folder up:**

Press <img alt="circle with arrow pointing up and smaller circle inside" data-bbox="438 905 478 933"/> to select folder up (MP3 mode).

## User Instructions:

---



**Folder down:** Press  to select folder down (MP3 mode).



### Track Up/ Down:

**Radiomode** Press Track Up/ Down to go to the next or previous preset station. Press and hold Track Up/ Down to make a seek up or down to the next station. Scan mode stops as soon as a strong station is found.

**Weather band** Press Track Up/ Down to go to the next or previous memorized station.

**CD mode** Press Track Up/Down to change music track. Press and hold Track Up/ Down to fast forward or rewind.

**MP3 mode** Press Track Up/ Down to select file up or down.  
If source is CD or CD changer, press on this key to go forward to the next song.



**Volume Up:** Press on this key to increase volume.



**Volume Down:** Press on this key to decrease volume.



**Mute:** Press on this key to attenuate volume.  
A second press will put volume back to its previous level.

## Compatibility:

---

Radio models supported by in.k155 are:

- Aeware in.tune receiver model.

## Mechanical Specs:

---

- 3.55" (Length) by 2.15" (Width) by 0.58" (Height).
- Fixations studs of 1.5"
- Soft gasket

## Ratings:

---

- Operating Voltage (+12V and light)
- Operating Current + 12Vdc
- Light Current

7Vdc to 18Vdc (Typical 12Vdc)

7,5mA (Drop to 1,5mA in Standby)

8,5mA

## Environmentals:

---

- Humidity: Up to 95 %  
condensing
- Operating temp.: -20 to 70°C
- Storage temp.: -30 to 100°C

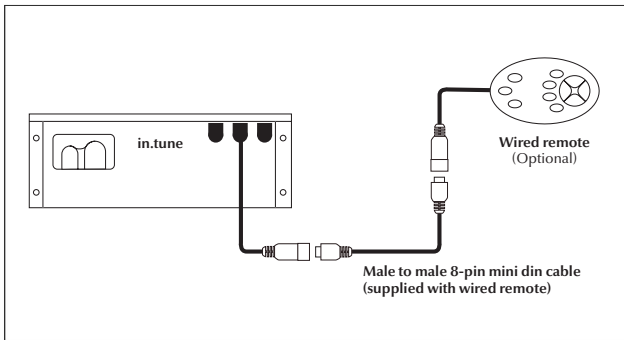
## Standards:

---

- IP rating IPX6
- IP rating IPX7
- Salt Spray resistant (ASTM B117)
- UV resistant (ASTM D4329)

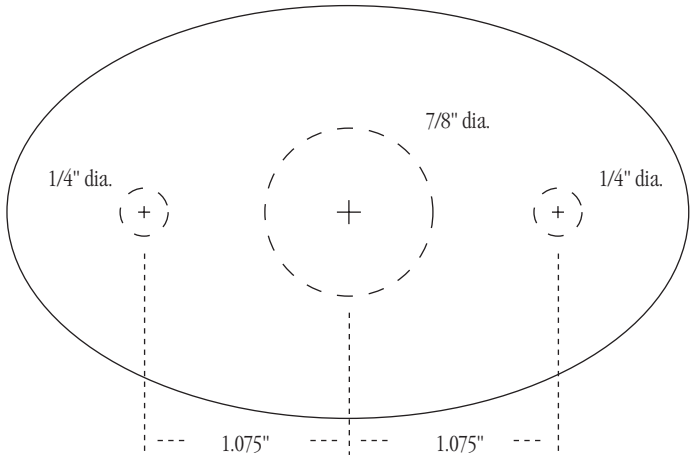
## Wiring Diagram:

---



Drilling template:

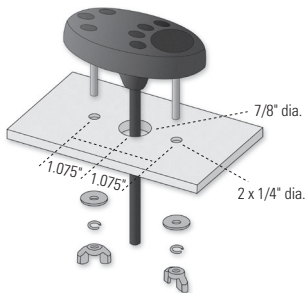
---



## Installation:

---

- To install the in.k155, the user must cut out two 1/4" dia.holes for the fixation studs and one 7/8" diameter hole for the cable. (see illustration)



in U.S.A., available through

**SPABUILDERS**

1.866.639.7274

*Aeware* 3  
Atmosfera elettronica? Water resistant

[www.aeware.ca](http://www.aeware.ca)

in Canada, available through

**GECKO**

1.800.78.GECKO

9919-100609